



GURU HARKRISHAN PUBLIC SCHOOL  
SESSION 2025-26  
SUMMER HOLIDAYS HOMEWORK CLASS -  
(KG)

Dear Parents

As summer vacations begin, it is time for our students to enjoy and nurture their bond with family, friends and relatives. Children are born with creativity and the innate curiosity to learn about the things around them. It is vital to help them keep this spark alive and to make learning fun. So, here we have some meaningful and creative activities to occupy the little ones in their free time. We have also incorporated a few worksheets for the revision of the concepts taught in the class. Complete all the Holidays Homework in three in one copy.

We wish you and your family, healthy and safe Summer Holidays.



Dear Students

As the Summer Holidays begin, make sure that you spend time with your family members, complete your Holidays Homework, watch concept videos and make a note of all the points mentioned below .

- Do not throw litter here and there. Use dustbins all the time.
- Learn not to waste water, it's an important resource.
- Do not use air-conditioners for a long time, they increase global warming.
- Do not pluck flowers.

I wish you all happy and safe Summer Holidays.



# LISTEN, WATCH AND LEARN READING IS FUN

- Read any 2 bed time stories with vivid illustrations to your child. This will help in improving their vocabulary and imagination. For example:



- Peppa Pig Series
- Bruno Series
- The very hungry caterpillar
- No David
- What the Ladybird Heard

## MOVIE TIME

- Watch Movies Like  
Trolls, Rabbit School, Terra willy Un-Explored planet, Charlotte's Web

## CONVERSING IN SIMPLE ENGLISH

Encourage your child to talk in English at home , using simple sentences. We teachers are trying to teach the children to use simple sentences like:

- May I come in ma'am?
- May I drink water?
- May I have my lunch/fruit?
- I am not feeling well.
- Give me a pencil, eraser, sharper/ May I borrow a pencil.
- Please help me.
- May I go to the washroom? Etc.....
- Please sharpen my pencil

Similarly, children can be encouraged to use simple words and sentences at home too, like:

- Mumma, please give me something to eat.
- Can I have a glass of water please?
- I am feeling sleepy.
- I am hungry/famished.
- May I watch T.V?
- My stomach is aching etc.....

If we teachers and parents together make a sincere effort , we can help our children learn to understand and speak English well.

#### "OUTING IS FUN"

- Take your child to Zoo, Children Park,Traffic park, Bangla Sahib Gurdwara, Akshardham Temple, Nearest Mall.(Paste the pictures in Holidays Homework copy)



# LIFE SKILLS

- Life skills refer to the skills which help the child to become confident and independent in life. Encourage your ward to do the following activities :-



Button your shirt



Learn to make your bed



Learn to fold clothes



Dress yourself



Arrange your books neatly



Learn to set the table



Chew with your mouth closed



Make your own meal



Tie your shoelaces

# CIRCLE TIME

**CIRCLE TIME-** Spend some quality time with your family every night. Discuss about one good deed that you did that day and one that was not so good. Further, you may discuss about some other topics such as – my favourite toy, my favourite food, my favourite festival, my favourite place, my favourite person, my favourite movie/book character etc.

# RHYME TIME



- Encourage your ward to listen, sing and enjoy rhymes with actions. Suggestive links are given below:

<https://www.youtube.com/watch?v=w0pdWX2qBUg>

<https://www.youtube.com/watch?v=p0XaWqjCHxq>

<https://www.youtube.com/watch?v=zd8Rkq2hTO8>

## MY GOOD HABITS AND MANNERS(EVS)

Encourage your ward to develop the following habits and manners :

- Cover your nose/ mouth while sneezing or coughing.
- Avoid licking your fingers.
- Avoid sharing your towel, handkerchief, bathing soap, brush and comb with other people.
- Trim nails every sunday and hair every 4-5 weeks.
- Avoid touching your eyes, nose, mouth and ears with dirty hands.
- Wash hands frequently.

# FUN WITH COLOURS(ART&CRAFT)

Draw different shapes on different drawing sheets and do the suggestive printing in them.  
Click below for your reference.

- [Onion printing in a circle.](#)
- [Sponge printing in a square.](#)
- [Leaf printing in a rectangle.](#)
- [Lady finger printing in a diamond.](#)
- [Crumpled paper printing in a triangle.](#)
- Make one beautiful card for your Father.  
Give him on 15<sup>th</sup> June 2025 i.e. Father's Day.  
(Take help from google,Youtube)



- Make one beautiful thing from waste material

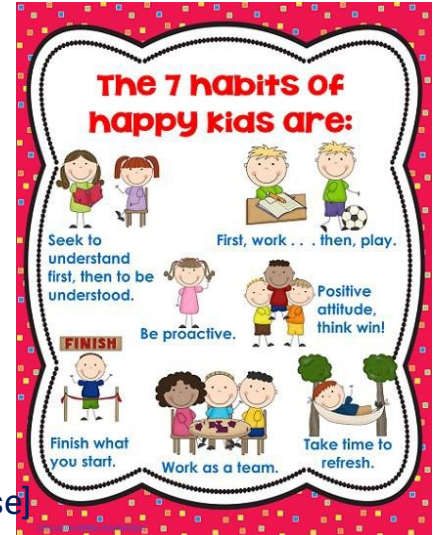


# VALUE EDUCATION (EVS)

## Activity 1

Good Habits:- Guide your child to become a caring human being by helping him/her to develop the following habits :

- Give respect to your elders and love to younger ones.
- Wish and welcome guests.
- Spend time with grandparents.
- Keep the house clean.
- Keep your things back in place
- Help your mother in laying and cleaning the dining table before and after a meal.
- Arrange your toy shelf independently.
- Make your own bed.
- Water all the plants.
- Be kind and compassionate towards animals.
- Use the 4 magical words [Excuse me, Sorry, Thank You, Please]
- Click the pictures and make a scrap file.





## ACTIVITY 2 : Fun With Numbers and Alphabets

- Counting:

Use lentils, toys, blocks, stones to count (1-20).

Write 1-100 (5 times). Complete pg 12 to 53 from Maths Pre-Primer.

Complete the worksheets given

- Alphabets:

Learn phonetics sounds A to Z. Complete book Small letter writing. Complete book English Pre-Primer pg 3 to 39.

Write

Cursive letter a to z (10 times) (worksheet given as reference).

## ACTIVITY-3 ARTISTIC HANDS

Make one beautiful chart from any one topic

- Birds, Animals (Water, Pet, Wild), Transport, Flowers, Fruits, Vegetables
- Learn body parts and sense organs from EVS book.

# Write Missing Letters

Uppercase Letters A - Z (Sheet 1)

NAME \_\_\_\_\_

A    \_\_\_\_\_    D    E

\_\_\_\_\_ G    \_\_\_\_\_ I    \_\_\_\_\_ K

L    \_\_\_\_\_ N    \_\_\_\_\_ P

\_\_\_\_\_ R    \_\_\_\_\_ \_\_\_\_\_ U

\_\_\_\_\_ W    \_\_\_\_\_ \_\_\_\_\_ Z

# Alphabets (A-Z)

Fill in the missing Alphabets.



A

D

G

K

P






U

W

N

Y



				
1	11	21	31	41
3	13	23	33	43
7	17	27	37	47
10	20	30	40	50



## HINDI WORKSHEET

अ अ अ अ

आ आ आ आ

इ इ इ इ

ई ई ई ई

उ उ उ उ

ऊ ऊ ऊ ऊ

ए ए ए ए

ऐ ऐ ऐ ऐ

## HINDI WORKSHEET

ओ ओ ओ ओ

औ औ औ औ

ँ ँ ँ ँ

अः अः अः अः

ऋ ॠ ॠ ॠ



# Hindi Worksheet

रिक्त स्थानों में उचित उत्तर लिखों ।

सही अक्षर चुनो:

व्यंजन

क		ग		ङ
	छ		झ	ञ
ट		ड		ण
	थ		ध	
प		ब		म
य		ल	व	ष
स		क्ष		श्र

## Cursive Alphabet

Trace the dotted letters and write them in the empty boxes below.

a b c d e f g h i

a b c d e f g h i

j k l m n o p q r

j k l m n o p q r

s t u v w x y z

s t u v w x y z



## A to Z Small Letters Cursive Tracing Sheet

a b c d e f

g h i j k l

m n o p q

r s t u v

w x y z

अ	आ	इ	ई	उ
ऊ	ऋ	ए	ऐ	ओ
	औ	अं	अः	
क	ख	ग	घ	ङ
च	छ	ज	झ	ञ
ट	ठ	ड	ढ	ण
त	थ	द	ध	न
प	फ	ब	भ	म
य	र	ल	व	श
	ष	स	ह	
	क्ष	त्र	ज्ञ	